

**SOL-EXPERT group**, C.Repky  
 Mehlistrasse 19, D-88255 Baidnt  
 Tel.: +49 (0)7502 - 94115-0  
 Fax: +49 (0)7502 - 94115-99  
 info@sol-expert-group.de  
 www.sol-expert-group.de



Not suitable for children  
 under 14 years. This is  
 not a toy.

Return the device to a  
 certified  
 provider at the  
 end of its  
 useful life!

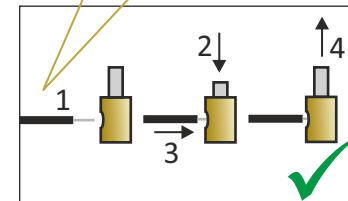
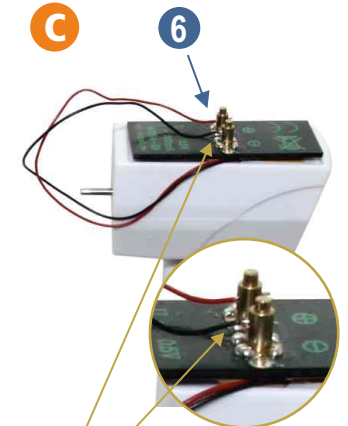

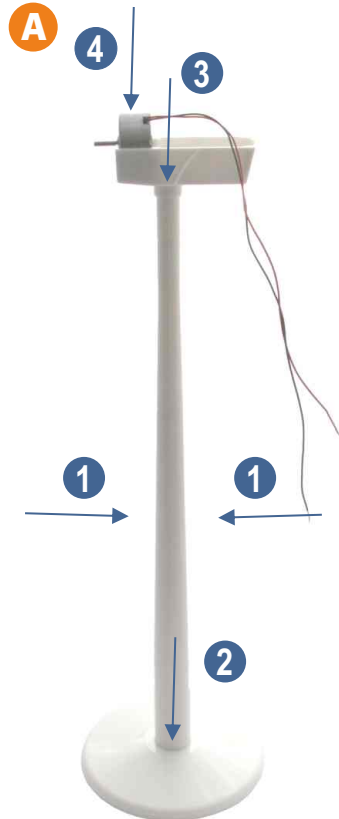


No. 40004-99



## BUILDING INSTRUCTIONS:

- 1 Stick the two individual mast sections together.
- 2 Once glued, place the mast into the base.
- 3 Fix the nacelle on-top of the mast.
- 4 Place the motor into the nacelle
- 5 Guide the cable through the upper part of the nacelle and attach the upper part of the nacelle.
- 6 Insert the cable ends into the solar contacts by pressing down, slide the cable in and release.



7 Fix the solar cell to the top of the nacelle.

8 Fix the propeller to the motor, where required place a small amount of glue to ensure the propeller doesn't dis-mount.

D

